

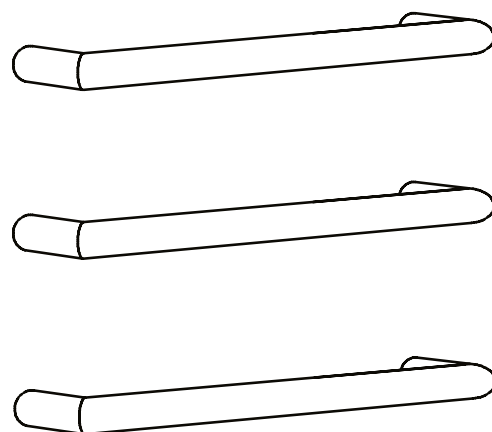
# SINGLE HEATED + NON-HEATED












## SBRTR – 500 / 650 / 800

MIRROR POLISHED AND SATIN BRUSHED  
 MANUFACTURED FROM 304 GRADE STAINLESS STEEL  
 COLOURED FINISHES MANUFACTURED FROM 201 GRADE  
 STAINLESS STEEL  
 IP55 RATED  
 10 YEAR WARRANTY FOR CONSTRUCTION / HEATING ELEMENT  
 COATING ON COLOURED RAILS ARE COVERED BY A 2  
 YEAR WARRANTY

If **heating** the single towel rails you will need to purchase the items below:

CODE	SPECIFICATIONS
TTR300	70/105 watt transformer for up to 4 rails (not required if installing as non-heated)
SB-FIX	Single bar fixing rail (not required if installing as non-heated) for up to 4 rails



FEATURES	CODE	WATT	SIZE (MM)	FINISH	
• Single round bar / 12V	SBRTR-500	12W	90x500	Polished	
	SBRTR-650	15W	90x650	Polished	
	SBRTR-800	18W	90x800	Polished	
• Can be used as heated and non-heated	BRU-SBRTR-500	12W	90x500	Satin Brushed	
	BRU-SBRTR-650	15W	90x650	Satin Brushed	
	BRU-SBRTR-800	18W	90x800	Satin Brushed	
• Available in various widths: 500, 650, 800	BSRTR-500	15W	90x500	Matt Black	
	BSRTR-650	20W	90x650	Matt Black	
	BSRTR-800	22W	90x800	Matt Black	
• Distance from the wall: 90 mm	GMG-SBRTR-650	15W	90x650	Gun Metal Grey	
	GMG-SBRTR-800	18W	90x800	Gun Metal Grey	
	GLD-SBRTR-650	15W	90x650	Brushed Gold	
• Width between fixing holes: (500) = 468mm (650) = 618mm (800) = 768mm	GLD-SBRTR-800	18W	90x800	Brushed Gold	
	BN-SBRTR-650	15W	90x650	Brushed Nickel	
	LG-SBRTR-650	15W	90x650	Light Gold	
	CH-SBRTR-650	15W	90x650	Champagne	