

Opal Double Towel Rail 800mm

SPECIFICATION

PRODUCT CODE

2530d



AVAILABLE FINISH



BRUSHED GOLD
NR2530dBG



BRUSHED BRONZE
NR2530dBZ



BRUSHED NICKEL
NR2530dBN



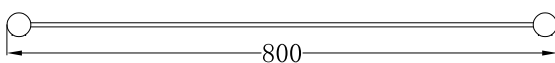

GRAPHITE
NR2530dGR

MAINTENANCE AND CARE


All surfaces should be cleaned with mild liquid detergent or soap and water. Do not use cream cleaners or citrus based cleaning products, as they are abrasive. Use of unsuitable cleaning agents may damage the surface. Any damage caused in this way will not be covered by warranty.

PACKING INCLUDES

- 1x double towel rail 800mm
- 1x installation kit

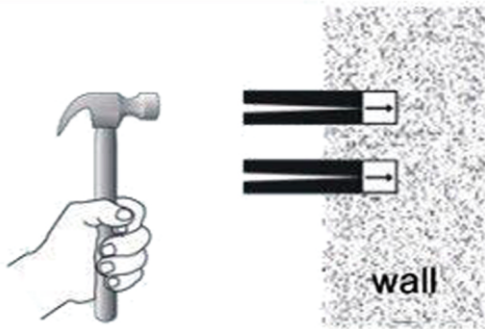


1




1. Put the fixing blocks (piece) over on the right place on the wall , and stay level, use marking pen through the holes of fixing block to mark out fixing spots on the wall. Then drill holes by electric hand drill with 6mm drilling bit on the spots.

02

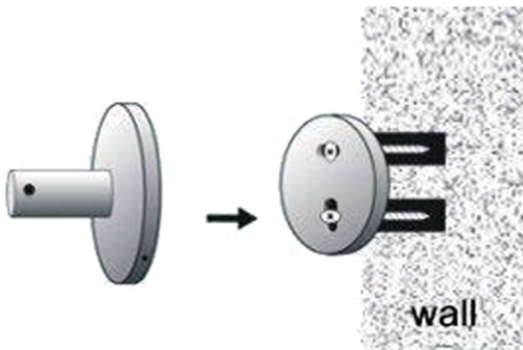


2. Put the expansion plugs into the wall by hammer.

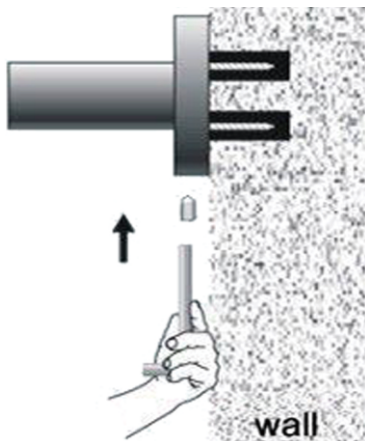


3. Put fixing block cover on the holes and fix firmly by expansion screws.

04



4. Put the base of bathroom accessory cover on the fixing blocks.



5. Screw grub screws into the base, make it against the fixing block tight and firm.