

Square Shower Bracket



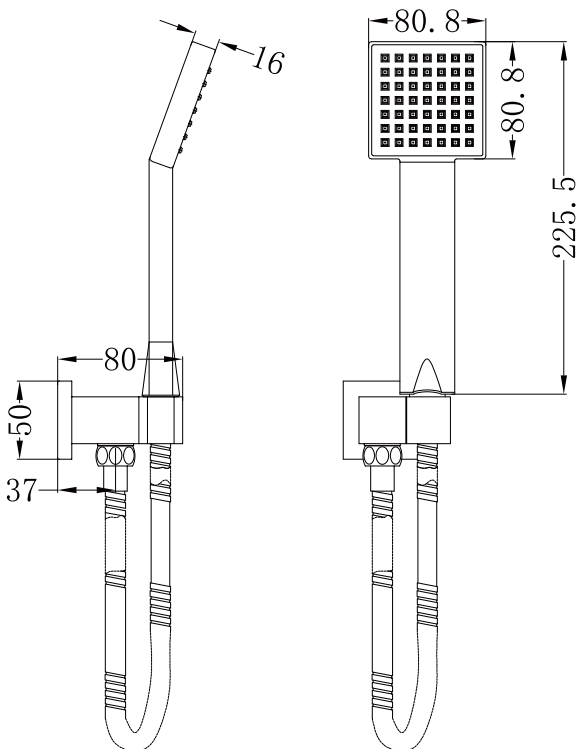
SPECIFICATION

| | |
|--------------------|-----------------------|
| WELS RATING | 3STAR 8L/MIN |
| WATERMARK LICENSE | WM-060093 |
| TEMPERATURE RATING | MIN 1°C-MAX 75°C |
| PRESSURE RATING | MIN 150KPa-MAX 500KPa |

AVAILABLE FINISH



CHROME
NR30101CH



Dimensions are nominal measurements only.

MAINTENANCE AND CARE

All surfaces should be cleaned with mild liquid detergent or soap and water. Do not use cream cleaners or citrus based cleaning products, as they are abrasive. Use of unsuitable cleaning agents may damage the surface. Any damage caused in this way will not be covered by warranty.

PACKING INCLUDES

- 1x hand shower (built-in check valve)
- 1x 1.5m hose
- 1x elbow



Versions: V1

Installation Instruction

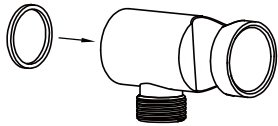
Important

All products must be installed by licensed plumbers.

All pipework must be thoroughly flushed prior to installation, as foreign materials may block the flow regulating device and reduce the flow of water.

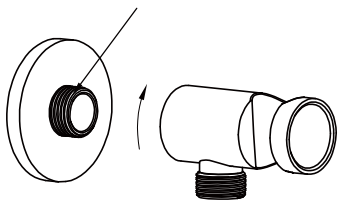


1. Apply thread sealant or teflon tape on the outlet thread.

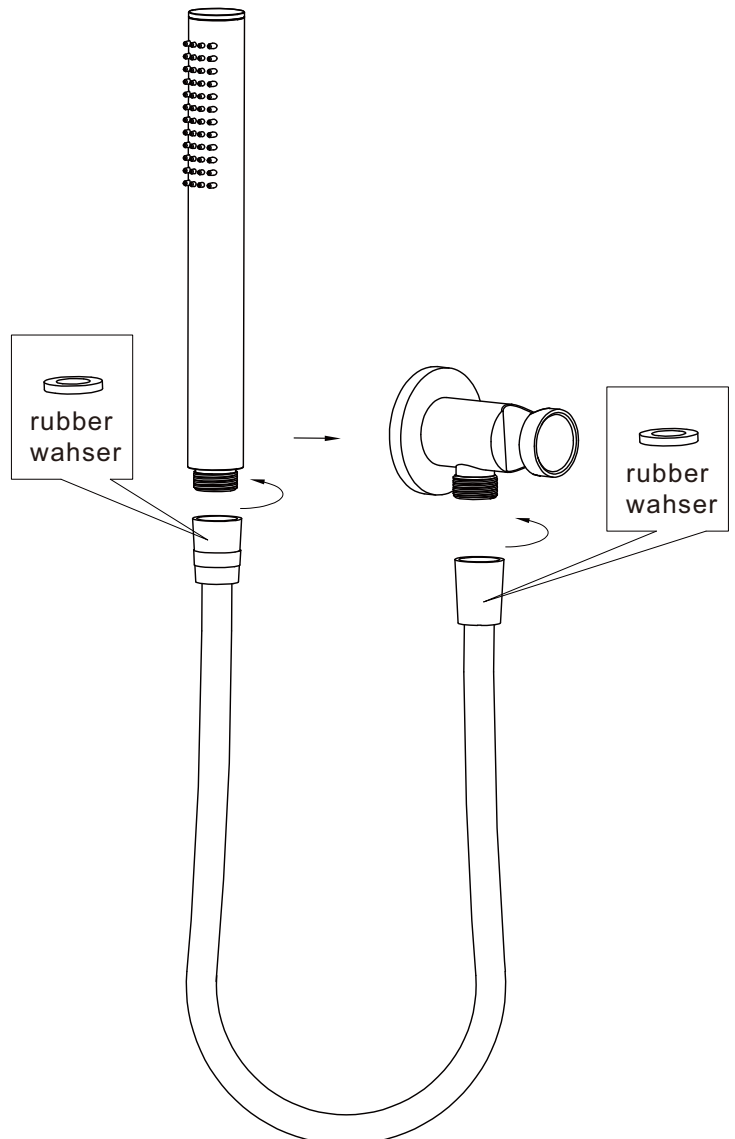


2. Put washer into bracket body.

Apply thread sealant or teflon tape



3. Pull back plate onto the outlet, and screw shower bracket body onto outlet.



4. Connect bracket and hand shower with hose. TEST & CHECK FOR LEAKS.