

MARQUIS

Oxford

Customer name

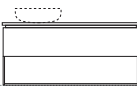





PO#

Salesperson

Store

All Marquis products are made to order therefore they cannot be returned. Contact sales@marquis.com.au

1 CONFIGURATIONS Standard features: soft close drawers



☐ Oxford 1
600mm
centre basin

☐ Oxford 2
750mm
centre basin

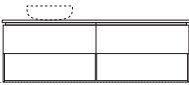
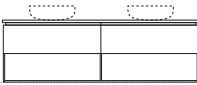
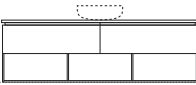
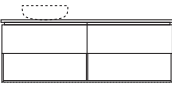
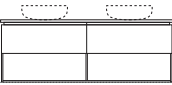
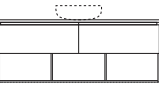
☐ Oxford 3
900mm
centre basin

☐ Oxford 4
1200mm
centre basin

☐ Oxford 5
1200mm
double basin

☐ Oxford 6
1200mm
off centre basin

Wallmount height
Floor height



☐ Oxford 7
1500mm
centre basin

☐ Oxford 8
1500mm
double basin

☐ Oxford 9
1500mm
off centre basin

☐ Oxford 10
1800mm
centre basin

☐ Oxford 11
1800mm
double basin

☐ Oxford 12
1800mm
off centre basin

Wallmount height
Floor height

☐ Left hand basin ☐ Right hand basin on Oxford 6, 9 and 12

2 BASE OPTIONS

☒ Wallmount ☐ LED Lighting (Surcharge applies)

3 CABINET FINISHES

☐ Duragrain

Duragrain colour:

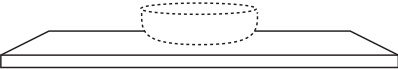
☐ → Horizontal grain ☐ ↓ Vertical grain

4 HANDLES For full range of handles, see marquis.com.au/handles-legs

☐ Reverse Fingerpull ☐ Handle name:

☐ No Handle Do not drill. Attach your own.

5 TOP



Above Counter Basin

☐ 1 tap hole ☐ 3 tap holes ☐ No tap holes

☐ 12 o'clock ☐ 10 o'clock ☐ 2 o'clock

Select basins from Marquis Bathroom Book. Note: Taphole options will vary. Refer Marquis office

Top finish

☐ Symphony colour

☐ Caesarstone colour

☐ Stone Ambassador colour

☐ Vasari colour

☐ Dekton colour

☐ Timber colour

Marquis above counter basin range

☐ Basin name

Additional info

Customer signature

Date

Production commences within 24 hours of order placement. Cancellations or changes to orders after 24 hours will incur charges.